

# Liquidity Perspectives—3Q19

Investors are looking to “prime” money market funds to pick up yield

## Overview

- After initial resistance, investors are embracing floating net asset value (F-NAV) prime money market funds
- Higher interest rates compared to the zero-bound levels following the Global Financial Crisis have made net yields on prime money market funds more attractive
- Prime money market funds offer investors an opportunity to pick up additional yield relative to government/Treasury-only money market funds

## The calm before the storm

Money market mutual funds (MMFs) have long been a key tool used by individuals as well as institutional investors (corporations, colleges, hospitals, state and local governments, etc.) for managing their cash balances. These funds have historically provided an attractive return over cash by investing in high quality, short term securities, while also providing a high degree of liquidity, and adhering to the primary goal of seeking to preserve capital.

Within the taxable money market mutual fund space, there have historically been three types of funds: US Treasury, US government, and prime. US Treasury funds invest in US Treasury securities or repurchase agreements collateralized by US Treasuries. US government funds may invest in the same opportunity set as US Treasury funds, but can also invest in securities issued by US Government Sponsored Agencies, such as Fannie Mae and Freddie Mac, and repurchase agreements collateralized by these securities. Finally, prime money market funds can also invest in short-term, highly-rated asset-backed commercial paper, commercial paper, certificates of deposit and time deposits. These securities typically offer yield spreads over Treasuries and Agencies, and so prime money market funds generally offer a return premium vs. other money market funds in terms of higher interest rates. As a result of this, before the financial crisis, prime money market funds were a popular vehicle for those in pursuit of the highest net yield while still maintaining a constant net asset value. They were, in fact, so popular that the total money market fund industry grew to over USD 3 trillion in assets, dominated by investors utilizing prime money market funds.

However, in the aftermath of the 2008 financial crisis, and the impact that the crisis had on several prime money market mutual funds, the Securities and Exchange Commission (SEC) set out to reform the US money market industry to make it more resilient to potential future shocks.

## Brave new world

In 2010 the first set of amendments to SEC Rule 2a-7 were published and were aimed at mitigating risk to money market fund investors by imposing stricter limitations around the maximum weighted average maturity (WAM—60 days) and weighted average life (WAL—120 days) of the MMFs, as well as instituting minimum daily (10%) and weekly (30%) liquidity levels.

However, the ink was not yet dry on the new rules when the SEC announced there were going to be additional regulations in the near future.

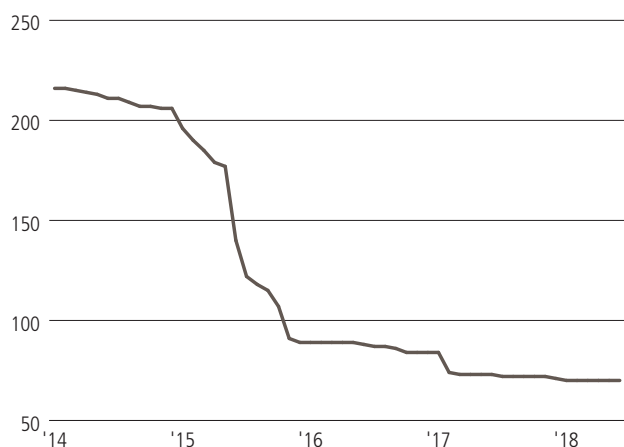
## Left pocket, right pocket

In 2014, these additional regulations were instituted with an effective date of October 14, 2016 with the intention of further mitigating money market fund risk and enhancing regulation along with increased transparency for investors. One of the most impactful amendments was the mandate that all prime and tax free money market funds be classified as either “institutional” (meaning open to “all” investors) or “retail” (meaning open to “natural persons,” or individual investors only) and the requirement for institutional prime and tax free funds to price their shares using a floating net asset value, or an F-NAV, expressed with four places to the right of

the decimal, i.e., USD 1.0000. This price could move higher or lower, essentially doing away with the concept of penny rounding to a constant USD 1.00 net asset value (C-NAV) that had, in concert with amortized cost, been in effect since the early 1970s. This change was meant to allow the NAV to fluctuate and potentially better reflect any potential risks associated with these investments. F-NAV also created accounting issues (gain/loss, wash sales, mark to market, etc.) and operational challenges to fund sponsors and investors.

This was a massive deviation to money market fund share pricing that investors had been accustomed to for over 40 years, and many institutional investors flocked to US Treasury and US government money market funds (which were allowed to continue using penny rounding, and therefore could maintain a C-NAV of USD 1.00).

**Exhibit 1: Number of US Prime Money Market Funds**



Source: Bloomberg, Investment Company Institute, as of 4/30/2019

**The report of my death was an exaggeration—  
Mark Twain**

The shift to F-NAV for institutional prime funds—and its related operational requirements—caused several fund companies to abandon the prime fund business altogether and transition their current prime funds to C-NAV Treasury or Government funds or completely liquidate their prime funds and exit the money market mutual fund business entirely.

After the regulations went into effect, many corporate treasurers elected to sit on the sidelines and invest in C-NAV Treasury and Government funds. However, as the US Federal Reserve began raising the federal funds from its previous zero-bound target rate institutional prime funds became more attractive to many of those investors because they generally offered more attractive yields than bank deposits and Treasury and government money market funds. The fund complexes that decided to stay in the F-NAV prime fund business have seen flows into those funds.

**Exhibit 2: ICI US Institutional Prime Money Market Funds Growth (indexed 100 = 11/1/14)**



Source: Bloomberg, Investment Company Institute, as of 4/30/2019

**Elevated rates are making money market funds more attractive**

In the current interest rate environment, the yields on prime money market funds look compelling relative to other alternatives within fixed income and also relative to other assets classes as well. To put this in context, the yield, is now higher than the average dividend yield on the S&P 500. Figure 3 shows the spread between US Treasury three-month bill yield and average S&P 500 dividend yield.

**Exhibit 3: Cash equivalents yield as much as the average S&P 500 dividend**



Source: Bloomberg, as of 9/12/2019

More investors are finding money market fund rates a more attractive place to keep their cash. It may well be a good time for investors to take a second look at floating net asset value prime money market funds.

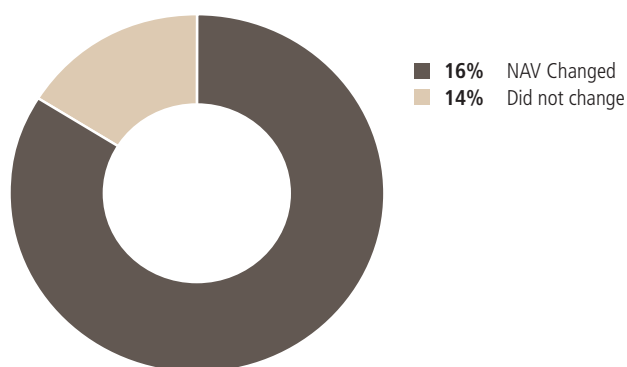
## Breaking down floating net asset value pricing

With a floating NAV, the share price fluctuates to reflect the daily market value of the underlying investments the fund owns.

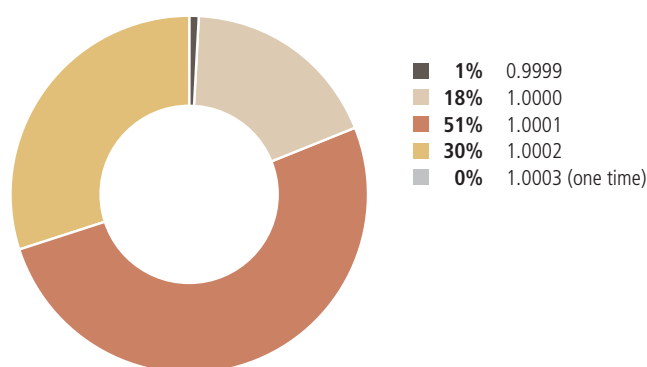
As investors saw the value of their FNAV money fund investments move minimally to prices of USD 1.0002 or USD 1.0001, and seeing the additional daily accrued income—the anecdotal analysis of NAV movements prompted many investors of all types to migrate to the now better understood FNAV prime funds.

Looking at the NAV price movements and dividend distributions for the UBS Select Prime Preferred Fund, which has a floating net asset value, may be useful. For example, from January 1, 2018 through May 31, 2019, at each of the intraday and end of day NAV calculations for the fund, the NAV only changed 16% of the time, and was constant 84% of the time. And, 51% of those price changes were to USD 1.0001, 30% were to USD 1.0002, while only 1% were to USD 0.9999.

NAV movement at each strike time



Distribution of NAV prices



For marketing and information purposes by UBS. For global professional / qualified / institutional clients and investors and US retail clients and investors.

This document does not replace portfolio and fund-specific materials. Commentary is at a macro or strategy level and is not with reference to any registered or other mutual fund.

### Americas

The views expressed are a general guide to the views of UBS Asset Management as of October 2019. The information contained herein should not be considered a recommendation to purchase or sell securities or any particular strategy or fund. Commentary is at a macro level and is not with reference to any investment strategy, product or fund offered by UBS Asset Management. The information contained herein does not constitute investment research, has not been prepared in line with the requirements of any jurisdiction designed to promote the independence of investment research and is not subject to any prohibition on dealing ahead of the dissemination of investment research. The information and opinions contained in this document have been compiled or arrived at based upon information obtained from sources believed to be reliable and in good faith. All such information and opinions are subject to change without notice. Care has been taken to ensure its accuracy but no responsibility is accepted for any errors or omissions herein. A number of the comments in this document are based on current expectations and are considered "forward-looking statements." Actual future results, however, may prove to be different from expectations. The opinions expressed are a reflection of UBS Asset Management's best judgment at the time this document was compiled, and any obligation to update or alter forward-looking statements as a result of new information, future events or otherwise is disclaimed. Furthermore, these views are not intended to predict or guarantee the future performance of any individual security, asset class or market generally, nor are they intended to predict the future performance of any UBS Asset Management account, portfolio or fund.

### EMEA

The information and opinions contained in this document have been compiled or arrived at based upon information obtained from sources believed to be reliable and in good faith, but is not guaranteed as being accurate, nor is it a complete statement or summary of the securities,

markets or developments referred to in the document. UBS AG and / or other members of the UBS Group may have a position in and may make a purchase and / or sale of any of the securities or other financial instruments mentioned in this document. Before investing in a product please read the latest prospectus carefully and thoroughly. Units of UBS funds mentioned herein may not be eligible for sale in all jurisdictions or to certain categories of investors and may not be offered, sold or delivered in the United States. The information mentioned herein is not intended to be construed as a solicitation or an offer to buy or sell any securities or related financial instruments. Past performance is not a reliable indicator of future results. The performance shown does not take account of any commissions and costs charged when subscribing to and redeeming units. Commissions and costs have a negative impact on performance. If the currency of a financial product or financial service is different from your reference currency, the return can increase or decrease as a result of currency fluctuations. This information pays no regard to the specific or future investment objectives, financial or tax situation or particular needs of any specific recipient. The details and opinions contained in this document are provided by UBS without any guarantee or warranty and are for the recipient's personal use and information purposes only. This document may not be reproduced, redistributed or republished for any purpose without the written permission of UBS AG. This document contains statements that constitute "forward-looking statements", including, but not limited to, statements relating to our future business development. While these forward-looking statements represent our judgments and future expectations concerning the development of our business, a number of risks, uncertainties and other important factors could cause actual developments and results to differ materially from our expectations.

### UK

Issued in the UK by UBS Asset Management (UK) Ltd. Authorised and regulated by the Financial Conduct Authority.

## APAC

This document and its contents have not been reviewed by, delivered to or registered with any regulatory or other relevant authority in APAC. This document is for informational purposes and should not be construed as an offer or invitation to the public, direct or indirect, to buy or sell securities. This document is intended for limited distribution and only to the extent permitted under applicable laws in your jurisdiction. No representations are made with respect to the eligibility of any recipients of this document to acquire interests in securities under the laws of your jurisdiction. Using, copying, redistributing or republishing any part of this document without prior written permission from UBS Asset Management is prohibited. Any statements made regarding investment performance objectives, risk and/or return targets shall not constitute a representation or warranty that such objectives or expectations will be achieved or risks are fully disclosed. The information and opinions contained in this document is based upon information obtained from sources believed to be reliable and in good faith but no responsibility is accepted for any misrepresentation, errors or omissions. All such information and opinions are subject to change without notice. A number of comments in this document are based on current expectations and are considered "forward-looking statements". Actual future results may prove to be different from expectations and any unforeseen risk or event may arise in the future. The opinions expressed are a reflection of UBS Asset Management's judgment at the time this document is compiled and any obligation to update or alter forward-looking statements as a result of new information, future events, or otherwise is disclaimed. You are advised to exercise caution in relation to this document. The information in this document does not constitute advice and does not take into consideration your investment objectives, legal, financial or tax situation or particular needs in any other respect. Investors should be aware that past performance of investment is not necessarily indicative of future performance. Potential for profit is accompanied by possibility of loss. If you are in any doubt about any of the contents of this document, you should obtain independent professional advice.

## Australia

This document is provided by UBS Asset Management (Australia) Ltd, ABN 31 003 146 290 and AFS License No. 222605.

## China

The securities may not be offered or sold directly or indirectly in the People's Republic of China (the "PRC"). Neither this document or information contained or incorporated by reference herein relating to the securities, which have not been and will not be submitted to or approved/verified by or registered with the China Securities Regulatory Commission ("CSRC") or other relevant governmental authorities in the PRC pursuant to relevant laws and regulations, may be supplied to the public in the PRC or used in connection with any offer for the subscription or sale of the Securities in the PRC. The securities may only be offered or sold to the PRC investors that are authorized to engage in the purchase of Securities of the type being offered or sold. PRC investors are responsible for obtaining all relevant government regulatory approvals/licenses, verification and/or registrations themselves, including, but not limited to, any which may be required from the CSRC, the State Administration of Foreign Exchange and/or the China Banking Regulatory Commission, and complying with all relevant PRC regulations, including, but not limited to, all relevant foreign exchange regulations and/or foreign investment regulations.

## Hong Kong

This document and its contents have not been reviewed by any regulatory authority in Hong Kong. No person may issue any invitation, advertisement or other document relating to the Interests whether in Hong Kong or elsewhere, which is directed at, or the contents of which are likely to be accessed or read by, the public in Hong Kong (except if permitted to do so under the securities laws of Hong Kong) other than with respect to the Interests which are or are intended to be disposed of only to persons outside Hong Kong or only to "professional investors" within the meaning of the Securities and Futures Ordinance (Cap. 571) and the Securities and Futures (Professional Investor) Rules made thereunder.

## Japan

This document is for informational purposes only and is not intended as an offer or a solicitation to buy or sell any specific financial products, or to provide any investment advisory/management services.

## Korea

The securities may not be offered, sold and delivered directly or indirectly, or offered or sold to any person for re-offering or resale, directly or indirectly, in Korea or to any resident of Korea except pursuant to the applicable laws and regulations of Korea, including the Capital Market and Financial Investment Business Act and the Foreign Exchange Transaction Law of Korea, the presidential decrees and regulations thereunder and any other applicable laws, regulations or rules of Korea. UBS Asset Management has not been registered with the Financial Services Commission of Korea for a public offering in Korea nor has it been registered with the Financial Services Commission for distribution to non-qualified investors in Korea.

## Malaysia

This document is sent to you, at your request, merely for information purposes only. No invitation or offer to subscribe or purchase securities is made by UBS Asset Management as the prior approval of the Securities Commission of Malaysia or other regulatory authorities of Malaysia have not been obtained. No prospectus has or will be filed or registered with the Securities Commission of Malaysia.

## Singapore

This document has not been registered with the Monetary Authority of Singapore pursuant to the exemption under Section 304 of the SFA. Accordingly, this document may not be circulated or distributed, nor may the Securities be offered or sold, whether directly or indirectly, to any person in Singapore other than (i) to an institutional investor pursuant to Section 304 of the SFA.

## Taiwan

This document and its contents have not been reviewed by, delivered to or registered with any regulatory or other relevant authority in the Republic of China (R.O.C.). This document is for informational purposes and should not be construed as an offer or invitation to the public, direct or indirect, to buy or sell securities. This document is intended for limited distribution and only to the extent permitted under applicable laws in the Republic of China (R.O.C.). No representations are made with respect to the eligibility of any recipients of this document to acquire interests in securities under the laws of the Republic of China (R.O.C.).

Source for all data and charts (if not indicated otherwise): UBS Asset Management

The key symbol and UBS are among the registered and unregistered trademarks of UBS.